

# Marginal Integrity of Self-Adhesive All-Ceramic MOD Inlays after Airpolishing Treatment

M. Reilif, G. Handel, M. Rosentritt, M. Behr.  
(University Medical Center Regensburg, Department of Prosthetic Dentistry, Germany)

# 547

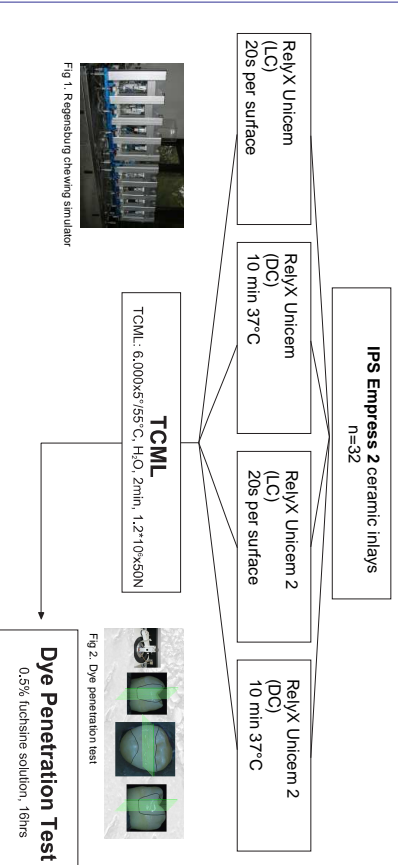


## Introduction:

The aim of this study was to investigate the in-vitro marginal adaptation of all-ceramic inlays which were luted with two different self-adhesive resin cements after airpolishing surface treatment.

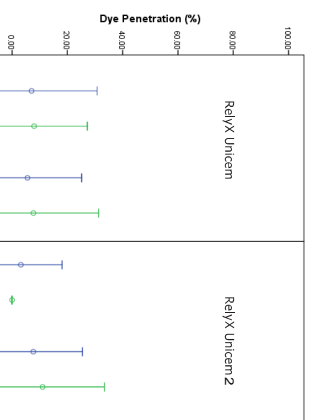
## Material and Methods:

The marginal integrity of all-ceramic class II (MOD) inlays was determined with dye penetration tests (0.5% Fuchsin, 16hrs, 37°C). The marginal integrity of each tooth was evaluated at dentin and enamel margins at the interface between tooth and cement. The inlays were luted on human molars with two resin-based cements (RelyX Unicem and Automix LC) in accordance with the manufacturer's recommendations in light (LC; 20s per surface) - and dark (DC; 10 min 37°C)-curing modus. Surface treatment was performed with water soluble, **glycine based airpolishing powder** (Clinpro Prophy Powder; 15sec per side; 3M Espe). All tests were performed after thermal cycling with mechanical loading (TCML, 1.2x10<sup>6</sup>x 50N, 6000x5°/55°, 1.6 Hz). Statistics: ANOVA, Tukey test ( $\alpha=0.05$ ).

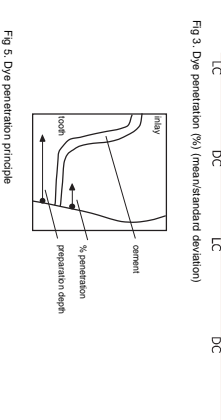


## Results:

Dye penetration values varied between 0.0+/-0.0% and 11.0+/-22.4% (enamel margin) and 3.2+/-14.9% and 7.1+/-23.7% (dentin margin). Only in the group RelyX Unicem 2 Automix LC at the enamel interface significant lower values were found in comparison to all other groups.



	RelyX Unicem LC	RelyX Unicem DC	RelyX Unicem 2 LC	RelyX Unicem 2 DC
Dye penetration enamel	8.0+/-19.2	7.7+/-23.6	0.0+/-0.0	11.0+/-22.4
Dye penetration dentin	7.1+/-23.7	5.6+/-19.6	3.2+/-14.9	7.7+/-17.8



## Conclusion:

Air polishing with glycine based airpolishing powder seems to be a reliable cavity cleaning procedure prior to cementation. The investigated self-adhesive luting cements in combination with the airpolishing surface treatment seem to bond sufficiently to dentin as well as enamel cavities.